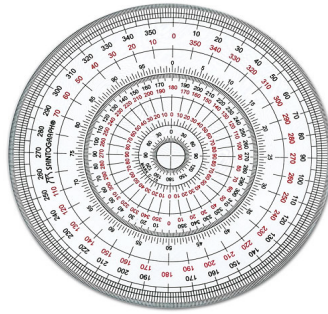
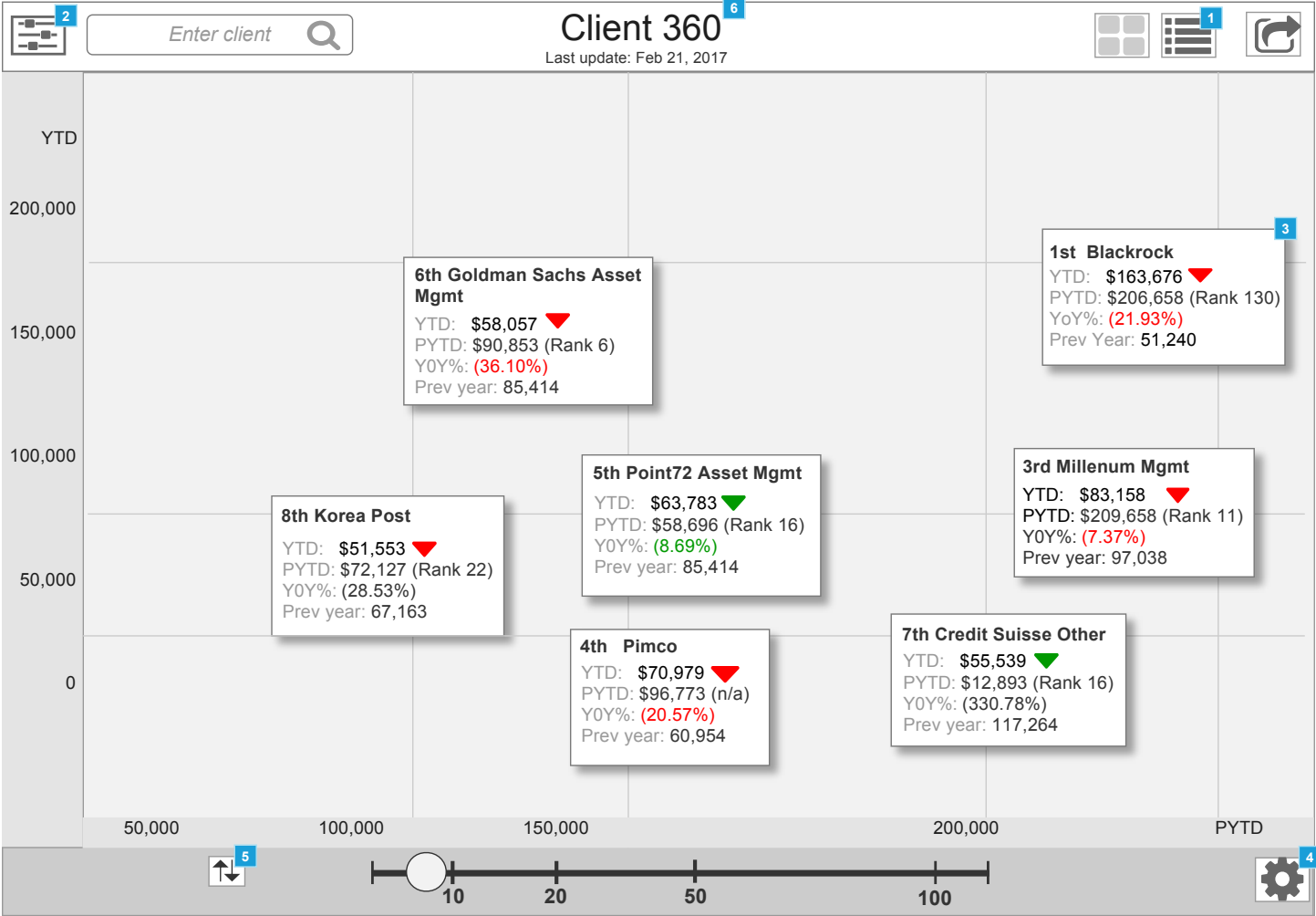


Welcome to Client 360



Please set up the application for your personal preferences and settings. If you skip a section, default settings will apply.





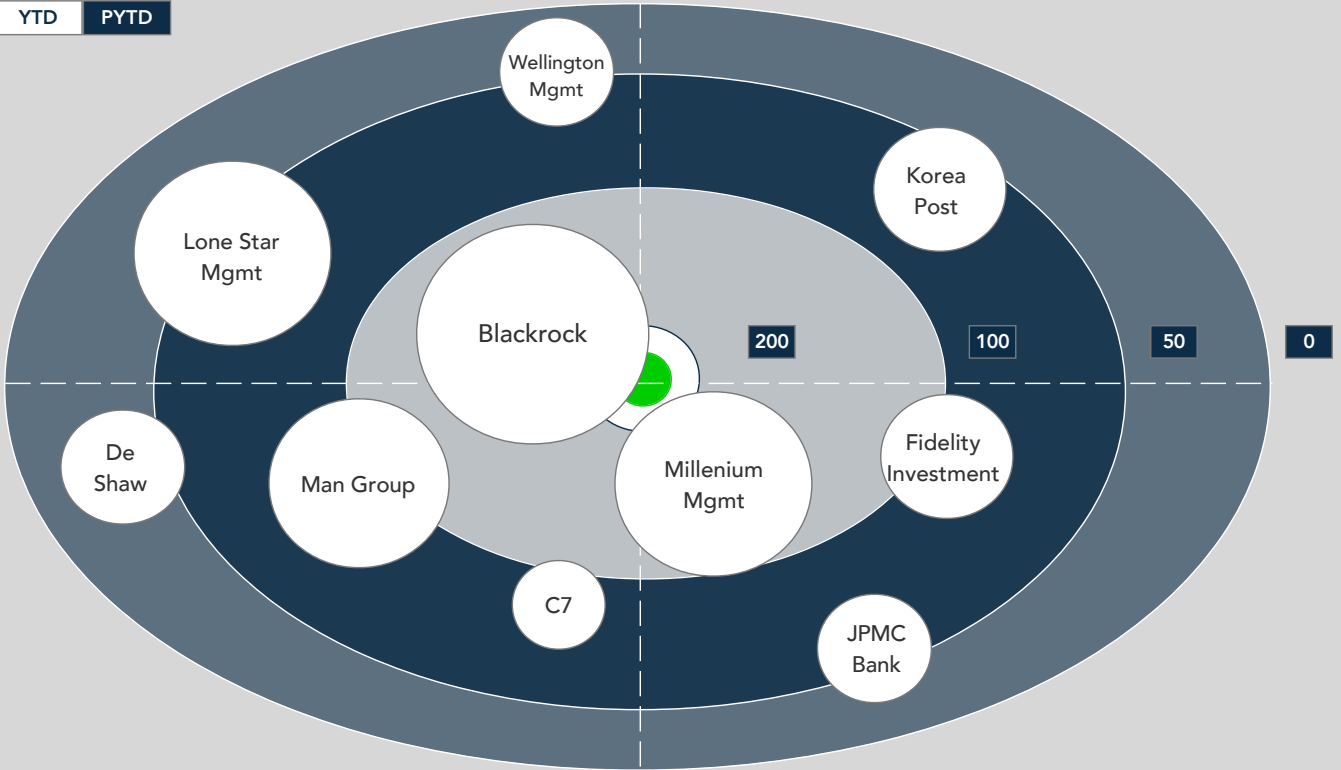
Enter client 

Client 360¹

Last update: Feb 21, 2017



YTD PYTD



Regions: All

Products: All X

Divisions: All X

Client Type: Investment Manager X

1571 Clients

Apply

1

Sort

X

Division

All Global Markets Private Banking APAC Americas EMEA APAC

Products

All Equities Fixed Income Other < Cash Equities Equities Other Equities Derivatives Prime Services Systematic Market Making < AEP Primary Cash Secondary Trading > AEP Other Amer Primary Cash Programs < US Res

Period

All YTP PYTD ☒ On ☐ Off

KAM

Measure

All

Segmentation

All EQ Global Regional Primary Secondary F1 Tier 1 Tier 2 Tier 3 Tier 4

Client Level

All Hedge Fund Asset Manager Broker Central Bank Corporation

Cash Equities Equities Other Equities Derivatives Prime Services Systematic Market Making

The screenshot displays the 'My Client 360' dashboard. At the top, there's a header with the logo, a search bar, and the title 'My Client 360' with a subtitle 'Last update: Feb 21, 2017'. Below the header, a navigation bar includes tabs for 'Product', 'Division', 'Region', and 'Period'. A 'High Touch' filter dropdown is open on the left, showing 'Current Filter: High Touch' and 'Saved Filters: Filter A, Filter B, Filter C'. The main content area lists clients with their performance metrics and charts. The clients listed are 'PRIVATE BANKING', 'PIMCO', and 'POINT72 ASST MGMT'. Each client entry includes a rank, YTD, PYTD, YoY%, and Prev Year values, along with a chart showing performance over time (F, M, A, M, J, J, A, S, O, N, D, J). The chart for 'PRIVATE BANKING' shows a significant increase in performance over time, while the others show more stable performance.

Client	Rank	YTD	PYTD	YoY%	Prev Year
PRIVATE BANKING	(Rank 1)	\$82,705	\$209,658	\$31.37%	\$51,240
PIMCO	(Rank 6)	\$63,581	\$209,658	\$31.37%	\$51,240
POINT72 ASST MGMT	(Rank 7)	\$63,581	\$209,658	\$31.37%	\$51,240

logo
home

Enter client

My Client 360

Last update: Feb 21, 2017

High Touch

Revenue

Product

Division

Region

Period (All)

Equities

Cash Equities

AE

AEP Other

US Res

Australia Cash - AES

Select New

Apply

Sort by: YTD

1st

BLACKROCK

YTD: \$16

PYTD: \$20

YoY%: (21

Prev Year:

2nd

CREDIT SU

YTD: \$13

PYTD: \$209,658 (Rank 2)

YoY%: \$31.37%

Prev Year: \$51,240

3rd

MILLENIUM MGMT

YTD: \$82,705

PYTD: \$209,658 (Rank 5)

YoY%: \$31.37%

Prev Year: \$51,240

4th

PIMCO

YTD: \$63,581

PYTD: \$209,658 (Rank 6)

YoY%: \$31.37%

Prev Year: \$51,240

5th

POINT72 ASST MGMT

YTD: \$63,581

PYTD: \$209,658 (Rank 7)

YoY%: \$31.37%

F

M

A

M

J

J

A

S

O

N

D

J

11

logo
home

Enter client

My Client 360

Last update: Feb 21, 2017

High Touch

Revenue

1st

BLACKROCK

YTD: \$160

PYTD: \$20

YoY%: (21)

Prev Year:

2nd

CREDIT SU

YTD: \$13

PYTD: \$20

YoY%: \$31

Prev Year:

3rd

MILLENNIUM

YTD: \$82

PYTD: \$20

YoY%: \$31

Prev Year:

4th

PIMCO

YTD: \$63

PYTD: \$20

YoY%: \$31

Prev Year:

5th

POINT72 A

YTD: \$63

PYTD: \$20

YoY%: \$31

Product

Division

Region

Period (All)

Equities

Cash Equities

AEP

AEP Other

US Res

Australia Cash - AES

Cancel

Search filters

All

Equities

Fixed Income

Other

Cash Equities

Equities Other

Equities Derivatives

AEP

Primary Cash

Secondary Trading

AEP Other

AES

Programs

Amr Primary Cash

APAC Primary Care

EMEA Primary Care

Amr Primary Care

US Res

Australia Cash

Australia Cash

Australia Cash

Australia Cash

Australia Cash

Save filter as...

High Touch

Add tags

Apply

logo
home

Enter client

My Client 360

Last update: Feb 21, 2017

High Touch

Revenue

1st

BLACKROCK

YTD: \$162,994
PYTD: \$209,658 (Rank 1)
YoY%: (21.93%)
Prev Year: 51,240

2nd

CREDIT SUISSE PRIVATE BANKING

YTD: \$139,628
PYTD: \$209,658 (Rank 2)
YoY%: \$31.37%
Prev Year: \$51,240

3rd

MILLENIUM MGMT

YTD: \$82,705
PYTD: \$209,658 (Rank 5)
YoY%: \$31.37%
Prev Year: \$51,240

4th

PIMCO

YTD: \$63,581
PYTD: \$209,658 (Rank 6)
YoY%: \$31.37%
Prev Year: \$51,240

5th

POINT72 ASST MGMT

YTD: \$63,581
PYTD: \$209,658 (Rank 7)
YoY%: \$31.37%

Global Markets

Private Banking

APAC

Select New

Apply

J A S O N D J

F M A M J J A S O N D J

F M A M J J A S O N D J

F M A M J J A S O N D J

Sort by: YTD

logo home

Enter client

🔍

My Client 360

Last update: Feb 21, 2017

🔄

8

13

High Touch

12

4

Revenue

5

14

17

Global Markets

15

Private Banking

16

APAC

6

18

Corporate Center STG

19

GM

20

IWM

21

STS Trading

22

CFO Division

23

STS Trading

24

Cancel

25

Save filter as...

High Touch

Add tags

Apply

7

RWA

9

Sort by: YTD

10

1st	<div>3</div> <div>BLACKROCK</div> <div>YTD: \$162,994 ▼</div> <div>PYTD: \$209,658 (Rank 1)</div> <div>YoY%: (21.93%)</div> <div>Prev Year: 51,240</div>	<div>11</div> <div>1200</div> <div>600</div> <div>0</div> <div> <div>1</div> <div>2</div> <div>3</div> <div>4</div> <div>5</div> <div>6</div> <div>7</div> <div>8</div> <div>9</div> <div>10</div> </div>
2nd	<div>CREDIT SUISSE PRIVATE B</div> <div>YTD: \$139,628 ▼</div> <div>PYTD: \$209,658 (Rank 2)</div> <div>YoY%: \$31.37%</div> <div>Prev Year: \$51,240</div>	<div>1200</div> <div>600</div> <div>0</div> <div> <div>1</div> <div>2</div> <div>3</div> <div>4</div> <div>5</div> <div>6</div> <div>7</div> <div>8</div> <div>9</div> <div>10</div> </div>
3rd	<div>MILLENNIUM MGMT</div> <div>YTD: \$82,705 ▼</div> <div>PYTD: \$209,658 (Rank 5)</div> <div>YoY%: \$31.37%</div> <div>Prev Year: \$51,240</div>	<div>1200</div> <div>600</div> <div>0</div> <div> <div>1</div> <div>2</div> <div>3</div> <div>4</div> <div>5</div> <div>6</div> <div>7</div> <div>8</div> <div>9</div> <div>10</div> </div>
4th	<div>PIMCO</div> <div>YTD: \$63,581 ▲</div> <div>PYTD: \$209,658 (Rank 6)</div> <div>YoY%: \$31.37%</div> <div>Prev Year: \$51,240</div>	<div>1200</div> <div>600</div> <div>0</div> <div> <div>1</div> <div>2</div> <div>3</div> <div>4</div> <div>5</div> <div>6</div> <div>7</div> <div>8</div> <div>9</div> <div>10</div> </div>
5th	<div>POINT72 ASST MGMT</div> <div>YTD: \$63,581 ▼</div> <div>PYTD: \$209,658 (Rank 7)</div> <div>YoY%: \$31.37%</div>	<div>1200</div> <div>600</div> <div>0</div> <div> <div>1</div> <div>2</div> <div>3</div> <div>4</div> <div>5</div> <div>6</div> <div>7</div> <div>8</div> <div>9</div> <div>10</div> </div>

logo
home

Enter client

My Client 360

Last update: Feb 21, 2017

High Touch

Division

Revenue

Contribution

Sort by: YTD

1

2

3

4

5

6

7

8

9

10

11

12

13

14

15

16

17

18

19

Region

Period (All)

Americas

EMEA

APAC

Select New

Save filter as...

High Touch

Add tags

Apply

1st	BLACKROCK	YTD: \$162,994 PYTD: \$209,658 (Rank 1) YoY%: (21.93%) Prev Year: 51,240	600	
2nd	CREDIT SUISSE PRIVATE BANKING	YTD: \$139,628 PYTD: \$209,658 (Rank 2) YoY%: \$31.37% Prev Year: \$51,240	0	
3rd	MILLENIUM MGMT	YTD: \$82,705 PYTD: \$209,658 (Rank 5) YoY%: \$31.37% Prev Year: \$51,240	1200	
4th	PIMCO	YTD: \$63,581 PYTD: \$209,658 (Rank 6) YoY%: \$31.37% Prev Year: \$51,240	600	
5th	POINT72 ASST MGMT	YTD: \$63,581 PYTD: \$209,658 (Rank 7) YoY%: \$31.37%	0	

logo
home

Enter client

My Client 360

Last update: Feb 21, 2017

High Touch

Division

Revenue

Contribution

1st

BLACKROCK

YTD: \$162,994
PYTD: \$209,658 (Rank 1)
YoY%: (21.93%)
Prev Year: 51,240

2nd

CREDIT SUISSE PRIVATE BANKING

YTD: \$139,628
PYTD: \$209,658 (Rank 2)
YoY%: \$31.37%
Prev Year: \$51,240

3rd

MILLENIUM MGMT

YTD: \$82,705
PYTD: \$209,658 (Rank 5)
YoY%: \$31.37%
Prev Year: \$51,240

4th

PIMCO

YTD: \$63,581
PYTD: \$209,658 (Rank 6)
YoY%: \$31.37%
Prev Year: \$51,240

5th

POINT72 ASST MGMT

YTD: \$63,581
PYTD: \$209,658 (Rank 7)
YoY%: \$31.37%

Region

Period (All)

Americas

EMEA

APAC

Cancel

Americas

EMEA

APAC

Save filter as...

High Touch

Add tags

Apply

RWA

Sort by: YTD

O N D J

1200

600

0

F M A M J J A S O N D J

1200

600

0

F M A M J J A S O N D J

1200

600

0

F M A M J J A S O N D J

1200

600

0

F M A M J J A S O N D J

11

logo
home

Enter client

My Client 360

Last update: Feb 21, 2017

High Touch

Division

Region

Revenue

Contribution

RWA

Sort by: YTD

1st

BLACKROCK

YTD: \$162,994 ▼
PYTD: \$209,658 (Rank 1)
YoY%: (21.93%)
Prev Year: 51,240

1200
600
0

2nd

CREDIT SUISSE PRIVATE BANKING

YTD: \$139,628 ▼
PYTD: \$209,658 (Rank 2)
YoY%: \$31.37%
Prev Year: \$51,240

1200
600
0

3rd

MILLENIUM MGMT

YTD: \$82,705 ▼
PYTD: \$209,658 (Rank 5)
YoY%: \$31.37%
Prev Year: \$51,240

1200
600
0

4th

PIMCO

YTD: \$63,581 ▲
PYTD: \$209,658 (Rank 6)
YoY%: \$31.37%
Prev Year: \$51,240

1200
600
0

F M A M J J A S O N D J

5th

POINT72 ASST MGMT

YTD: \$63,581 ▼
PYTD: \$209,658 (Rank 7)
YoY%: \$31.37%

1200
600
0

10

Period

YTD

Select New

Save filter as...
High Touch

Add tags

Apply

logo
home

Enter client

My Client 360

Last update: Feb 21, 2017

High Touch

Division

Region

Revenue

Contribution

1st

BLACKROCK

YTD: \$162,994
PYTD: \$209,658 (Rank 1)
YoY%: (21.93%)
Prev Year: 51,240

2nd

CREDIT SUISSE PRIVATE BANKING

YTD: \$139,628
PYTD: \$209,658 (Rank 2)
YoY%: \$31.37%
Prev Year: \$51,240

3rd

MILLENIUM MGMT

YTD: \$82,705
PYTD: \$209,658 (Rank 5)
YoY%: \$31.37%
Prev Year: \$51,240

4th

PIMCO

YTD: \$63,581
PYTD: \$209,658 (Rank 6)
YoY%: \$31.37%
Prev Year: \$51,240

5th

POINT72 ASST MGMT

YTD: \$63,581
PYTD: \$209,658 (Rank 7)
YoY%: \$31.37%

RWA

Sort by: YTD

Period

YTD

Cancel

☐ MTD ☐ QTD ☐ Previous Year

Save filter as...

High Touch

Add tags

Apply

2

6

7

8

9

10

11

12

13

14

15

16

17

logo
home

Enter client

My Client 360

Last update: Feb 21, 2017

High Touch

Division

Region

Revenue

Contribution

1st

BLACKROCK

YTD: \$162,994
PYTD: \$209,658 (Rank 1)
YoY%: (21.93%)
Prev Year: 51,240

2nd

CREDIT SUISSE PRIVATE BANKING

YTD: \$139,628
PYTD: \$209,658 (Rank 2)
YoY%: \$31.37%
Prev Year: \$51,240

3rd

MILLENIUM MGMT

YTD: \$82,705
PYTD: \$209,658 (Rank 5)
YoY%: \$31.37%
Prev Year: \$51,240

4th

PIMCO

YTD: \$63,581
PYTD: \$209,658 (Rank 6)
YoY%: \$31.37%
Prev Year: \$51,240

5th

POINT72 ASST MGMT

YTD: \$63,581
PYTD: \$209,658 (Rank 7)
YoY%: \$31.37%

YTD

Cancel

☐ MTD

☐ QTD

☐ Previous Year

Save filter as...

High Touch

Add Tags

☐

☐

☐

Apply

RWA

Sort by: YTD

N

D

J

N

D

J

N

D

J

F

M

A

M

J

J

A

S

O

N

D

J

10

logo
home

Enter client

My Client 360

Last update: Feb 21, 2017

High Touch

Division

Region

Revenue

Contribution

1st

BLACKROCK

YTD: \$162,994
PYTD: \$209,658 (Rank 1)
YoY%: (21.93%)
Prev Year: 51,240

2nd

CREDIT SUISSE PRIVATE BANKING

YTD: \$139,628
PYTD: \$209,658 (Rank 2)
YoY%: \$31.37%
Prev Year: \$51,240

3rd

MILLENIUM MGMT

YTD: \$82,705
PYTD: \$209,658 (Rank 5)
YoY%: \$31.37%
Prev Year: \$51,240

4th

PIMCO

YTD: \$63,581
PYTD: \$209,658 (Rank 6)
YoY%: \$31.37%
Prev Year: \$51,240

5th

POINT72 ASST MGMT

YTD: \$63,581
PYTD: \$209,658 (Rank 7)
YoY%: \$31.37%

RWA

Sort by: YTD

Period

YTD

Cancel

☐ MTD

☐ QTD

☐ Previous Year

Save filter as...

High Touch

Add Tags

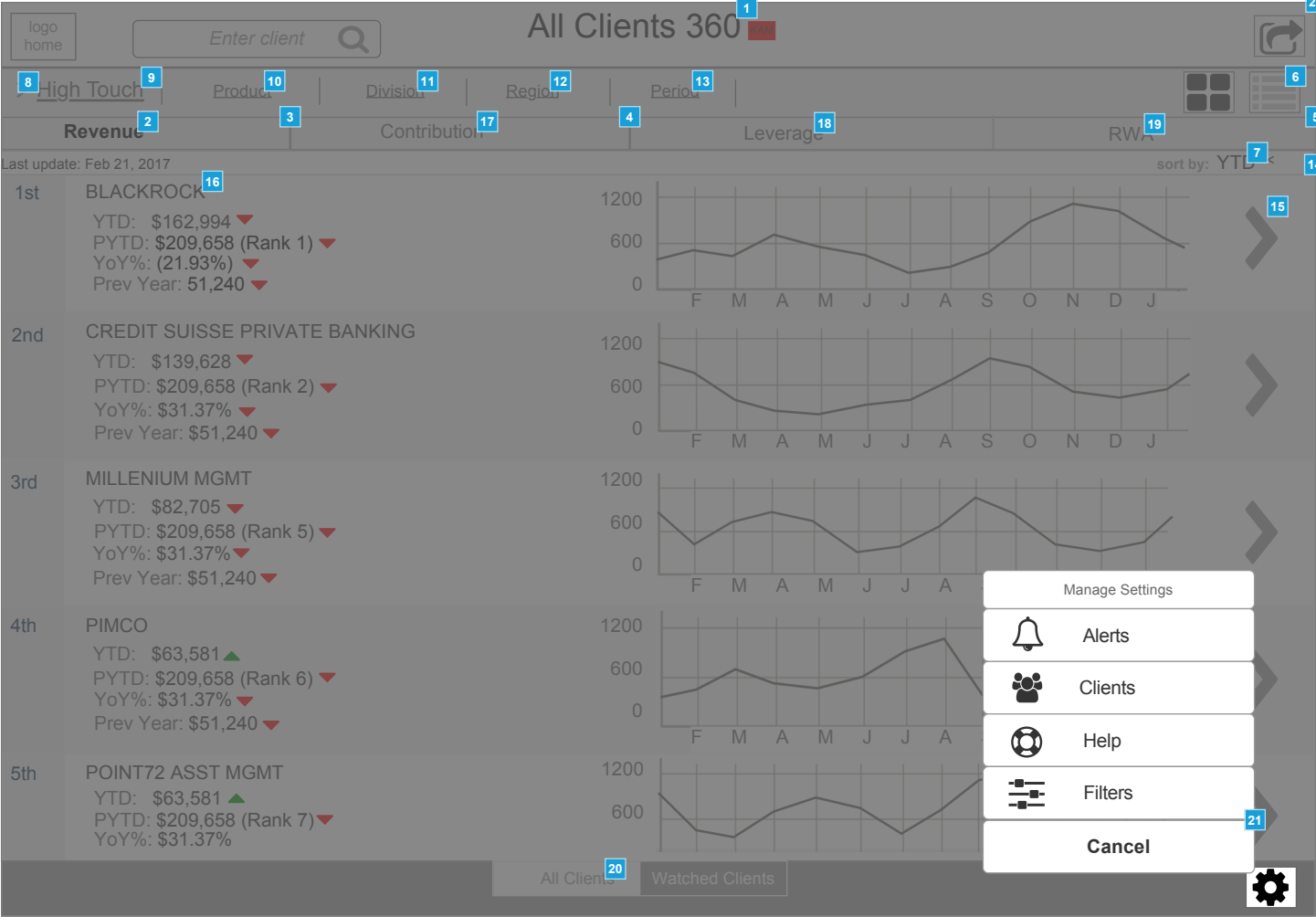
Apply

The screenshot displays the 'My Client 360' dashboard. At the top, there's a header with the title 'My Client 360' and a subtitle 'Last update: Feb 21, 2017'. Below the header is a navigation bar with tabs for 'Product', 'Division', 'Region', and 'Period'. A search bar labeled 'Enter client' is also present. On the right side of the navigation bar, there are icons for a grid, a list, and a refresh button.

The main content area is a table with columns for 'Product', 'Division', 'Region', 'Period', 'Contribution', 'Leverage', and 'RWA'. The table is sorted by 'YTD' (Year-to-Date). The table contains four rows of data, each representing a different client or product line. Each row has a corresponding chart showing performance over time (F, M, A, M, J, J, A, S, O, N, D, J).

On the left side, there is a 'High Touch' filter menu. It includes a 'Current Filter' section with a 'High Touch' filter selected. Below this, there are 'Saved Filters' (Filter A, Filter B, Filter C) and 'Shared With Me' (Filter 1, Filter 2). At the bottom of the menu is a 'Create New' button.

Product	Division	Region	Period	Contribution	Leverage	RWA
PRIVATE BANKING				YTD: \$82,705 PYTD: \$209,658 (Rank 5) YoY%: \$31.37% Prev Year: \$51,240		
PIMCO				YTD: \$63,581 PYTD: \$209,658 (Rank 6) YoY%: \$31.37% Prev Year: \$51,240		
POINT72 ASST MGMT				YTD: \$63,581 PYTD: \$209,658 (Rank 7) YoY%: \$31.37%		



<div><div></div><div>Enter client</div><div></div></div>		<div>Client 360</div> <div>Last update: Feb 21, 2017</div>		<div><div></div><div></div></div>	
		YTD Rank	Previous Year Rank	Client A-Z	<div><div></div><div></div><div></div></div>
1st	<div>BLACKROCK</div> <div>YTD: \$162,994</div> <div>PYTD: \$209,658 (Rank 1)</div> <div>YoY%: (21.93%)</div> <div>Prev Year: 51,240</div>	<div>1200</div> <div></div> <div>600</div> <div>0</div> <div>J F M A M J J A S O N D</div>		<div></div>	
2nd	<div>CREDIT SUISSE PRIVATE BANKING</div> <div>YTD: \$139,628</div> <div>PYTD: \$209,658 (Rank 2)</div> <div>YoY%: \$31.37%</div> <div>Prev Year: \$51,240</div>	<div>1200</div> <div></div> <div>600</div> <div>0</div> <div>J F M A M J J A S O N D</div>		<div></div>	
3rd	<div>MILLENIUM MGMT</div> <div>YTD: \$82,705</div> <div>PYTD: \$209,658 (Rank 5)</div> <div>YoY%: \$31.37%</div> <div>Prev Year: \$51,240</div>	<div>1200</div> <div></div> <div>600</div> <div>0</div> <div>J F M A M J J A S O N D</div>		<div></div>	
4th	<div>PIMCO</div> <div>YTD: \$63,581</div> <div>PYTD: \$209,658 (Rank 6)</div> <div>YoY%: \$31.37%</div> <div>Prev Year: \$51,240</div>	<div>1200</div> <div></div> <div>600</div> <div>0</div> <div>J F M A M J J A S O N D</div>		<div></div>	
5th	<div>POINT72 ASST MGMT</div> <div>YTD: \$63,581</div> <div>PYTD: \$209,658 (Rank 7)</div>	<div>1200</div> <div></div> <div>600</div> <div></div> <div>J F M A M J J A S O N D</div>		<div></div>	
<div><div></div><div></div></div>		Regions: All		Products: All X	
		Divisions: All X		Client Type: Investment Manager X	